

Card 1: Drug taking during mass distribution campaigns

QUESTIONS

Q1: What do you see on these images?

Q2: What do you think about these images?

KEY MESSAGES TO REMEMBER

M1: Always take medicines during mass drugs administration campaigns to prevent Neglected Tropical Diseases

M2: Always make sure our children take drugs during mass treatment campaigns to prevent Neglected Tropical Diseases





Card 2: Ensure environmental cleanliness: The gap story– Bad practice

QUESTIONS

Q1: What do you see on these images?

Q2: What do you think about these images?


KEY MESSAGES TO REMEMBER

M1: Avoid livestock straying in the household yard

M2: Avoid human and livestock feces in the household yard

M3: Avoid throwing garbage inside the household yard





Card 3: Ensure environmental cleanliness - The gap story - Good practices

QUESTIONS

Q 1: What do you see on these images?

Q2: What do you think about these images?




KEY MESSAGES TO REMEMBER

M1: To remain healthy, let's keep our livestock confined in fences, keep our kitchen clean, and throw garbage in compost pit

M2: Let's build and use family latrines and sumps

M3: Let's throw out garbage in a compost pit or in pile outside the compound and burn plastic bags.





Card 4: The drawbacks of open air defecation

QUESTIONS

Q1: What do you see on these images?

Q2: What do you think about these images?

KEY MESSAGES TO REMEMBER

Open defecation:




M1: exposes family members' and strangers' privacy

M2: Don't allow defecate during bad weather

M3: Keep personal living environment clean and prevent diseases

M4: Expose to risks associated with staying outdoor





Card 5: The benefits of owning latrines

QUESTIONS

Q 1: What do you see on these images?

Q2: What do you think about these images?

KEY MESSAGES TO REMEMBER


Latrines use allows to:

M1: Protect family members' and strangers' privacy

M2: Defecate even in rainy weather

M3: Keep personal living environment clean and prevent diseases

M4: Avoid risks associated with open defecation



Card 6: Let's keep our latrines clean

QUESTIONS

Q1: What do you see on these images?


Q2: What do you think about these images?

KEY MESSAGES TO REMEMBER

M1: Let's regularly maintain our latrines

M2: Let's install and use a hand washing device nearby latrines.

M3: Let's keep our latrine always closed



Card 7: Let's not defecate outside / Let's not urinate outside

QUESTIONS

Q1: What do you see on these images?

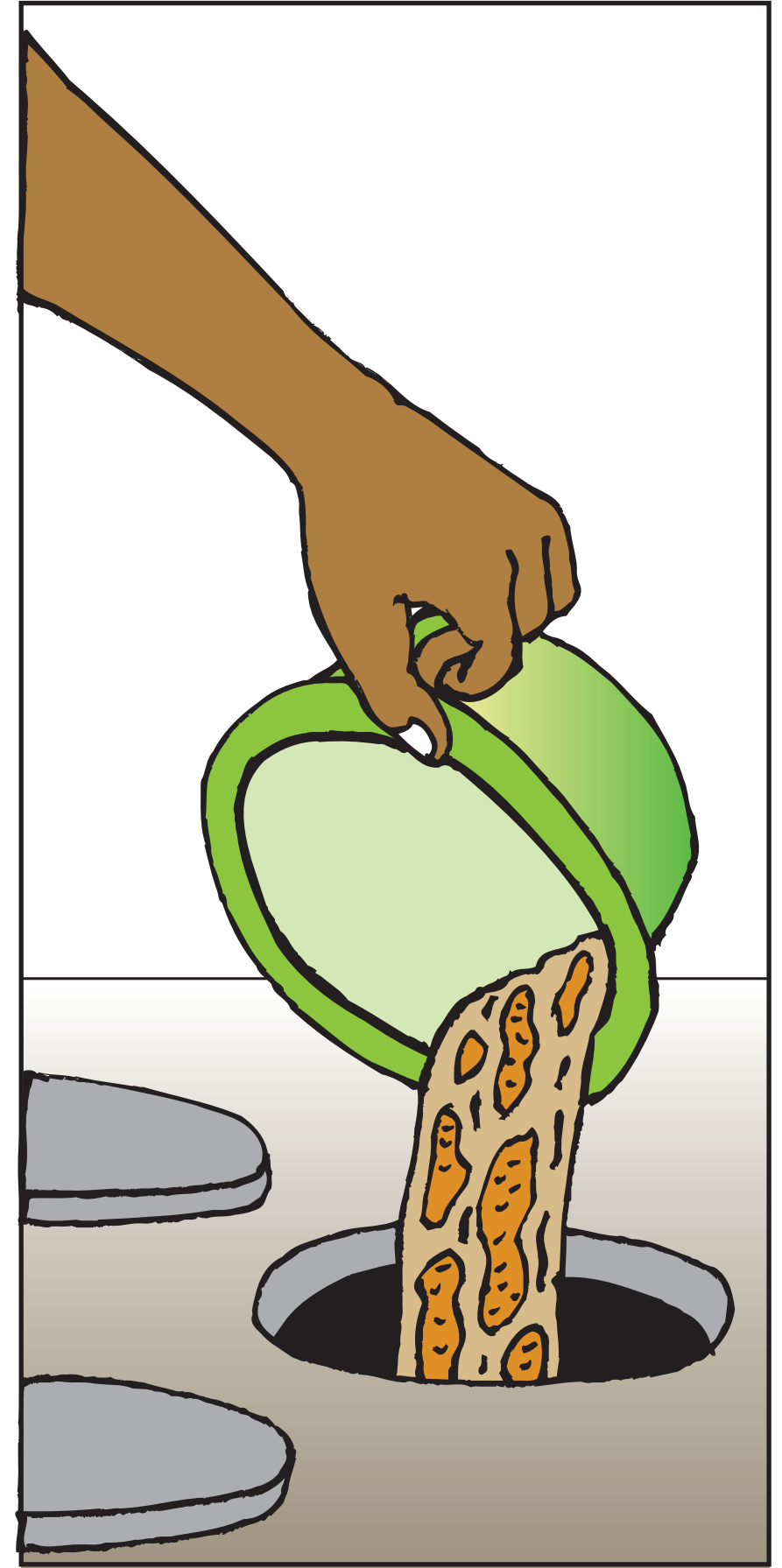
Q2: What do you think about these images?

KEY MESSAGES TO REMEMBER

M1: Let's always urinate in the latrine

M2: Let's always defecate in latrines





Card 8: Appropriate feces disposal

QUESTIONS

Q1: What do you see on these images?

Q2: What do you think about these images?



KEY MESSAGES TO REMEMBER

M1: Let's always make our children defecate in a potty

M2: Let's always clean children's bottom after defecation

M3: Let's always throw children feces in latrines





Card 9: Appropriate feces disposal

QUESTIONS

Q1: What do you see on these images?

Q2: What do you think about these images?

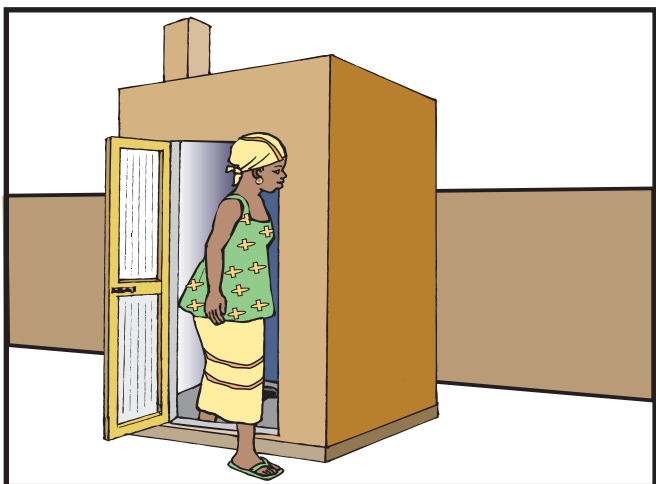
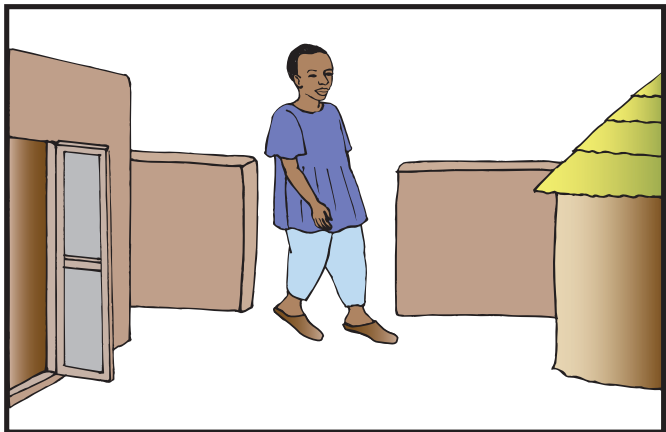
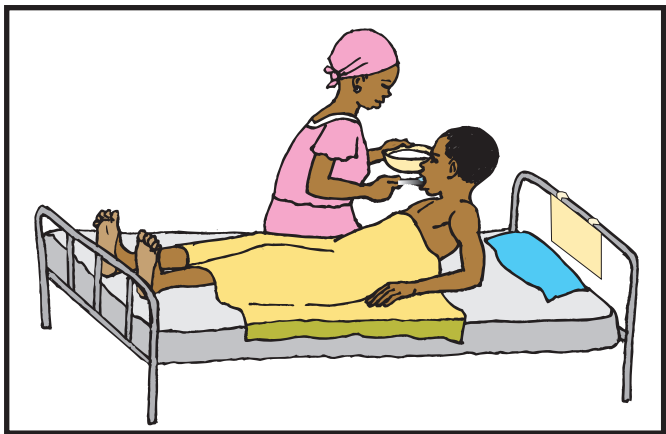
KEY MESSAGES TO REMEMBER

M1: When we do not possess latrines, let's bury children feces in a hole

M2: Then clean up the potty with soap

M3: And wash our hands with soap after cleaning the potty





Card 10: Critical hand washing times

QUESTIONS



Q1: What do you see on these images?

Q2: What do you think about these images?

KEY MESSAGES TO REMEMBER

M1: Let's always wash our hands with soap:

- After farming activities
- After taking care of a sick person
- After coming back home from outdoor activities
- After using latrines
- After cleaning a child or adult bottom or a potty (feces)



Card 11: Critical hand washing times (continued)

QUESTIONS


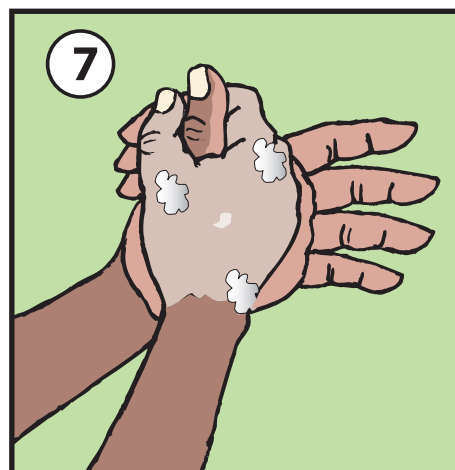
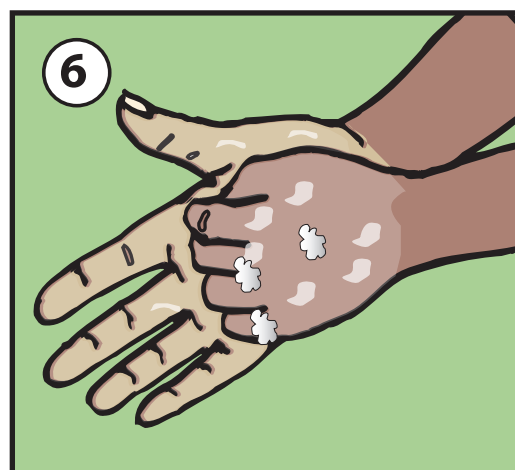
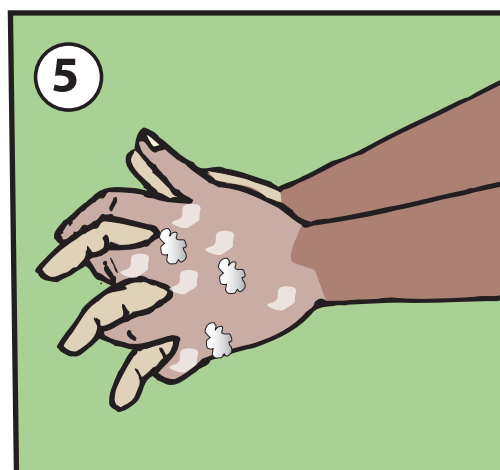
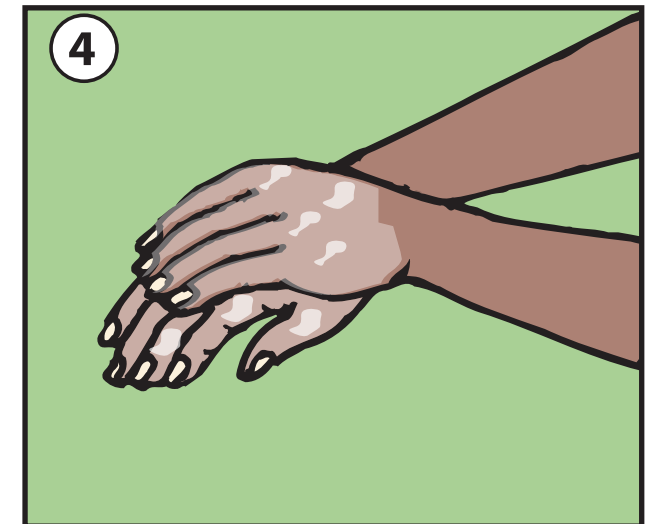
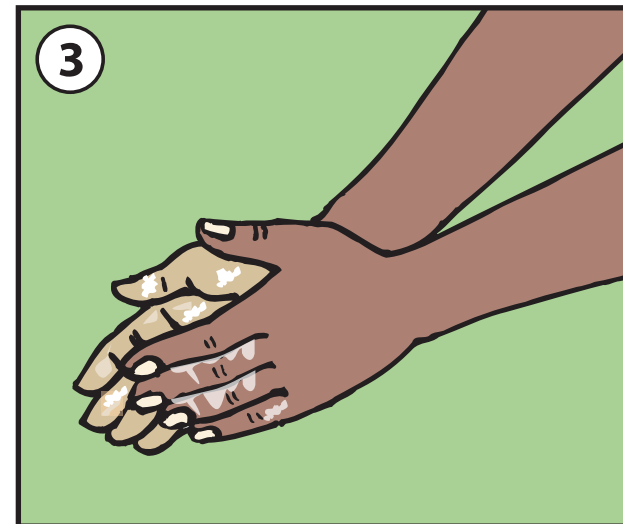
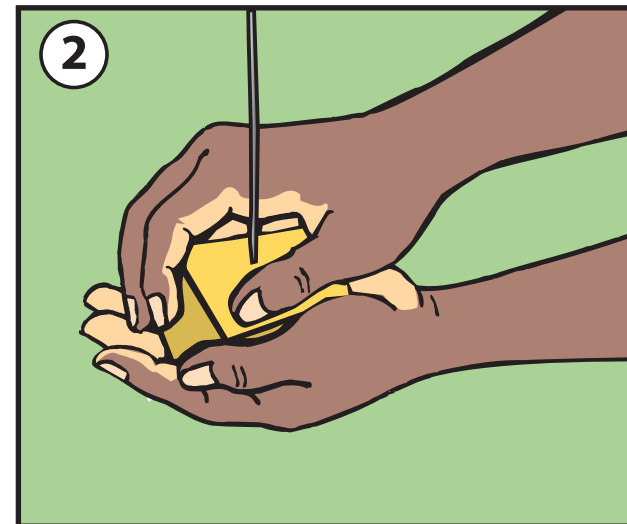

Q1: What do you see on these images?

Q2: What do you think about these images?

KEY MESSAGES TO REMEMBER

M1: Let's always wash our hands with soap:

- Before cooking, handling food
- Before and after eating
- Before feeding a baby



Card 12: Right way of hand washing

QUESTIONS

Q1: What do you see on these images?

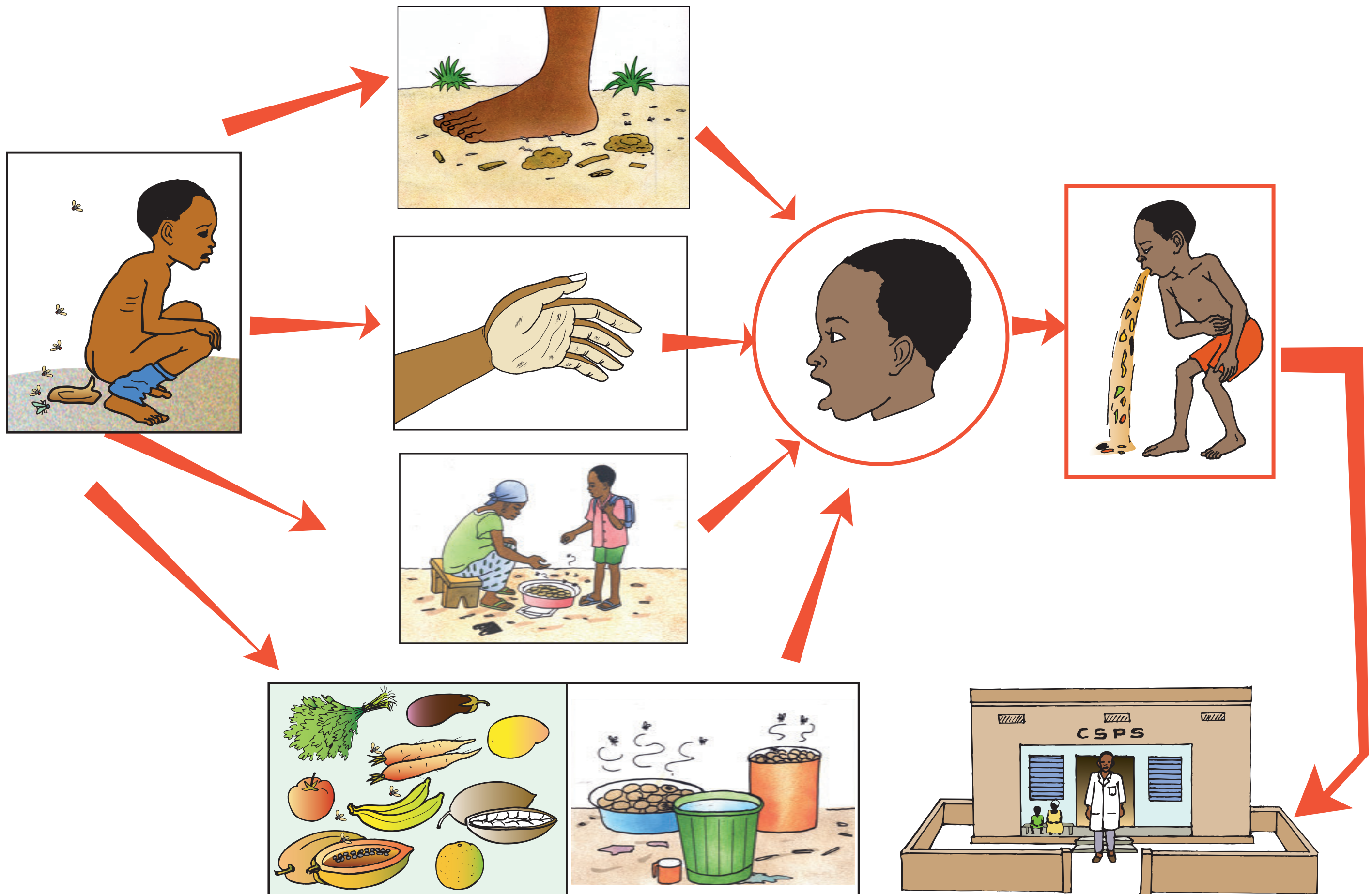
Q2: What do you think about these images?

KEY MESSAGES TO REMEMBER

Hand washing steps:

- Wet both hands with water
- Apply soap on all parts of both hands
- Rub the palms together
- Rub both hands' backs as well
- Interlace hands to clean between fingers
- Also clean up the nails
- Rub thumbs and wrists
- Rinse with flowing water





Card 13 : Intestinal worms transmission mode

QUESTIONS

Q1: What do you see on these images?

Q2: What do you think about these images?

KEY MESSAGES TO REMEMBER

M1: Intestinal worms are spread through:

- Dirty hands
- Bare feet
- Uncovered food
- Unwashed raw vegetables
- Flies

M2: Let's go to the health center in case of sickness.



Card 14: Water transportation

QUESTIONS


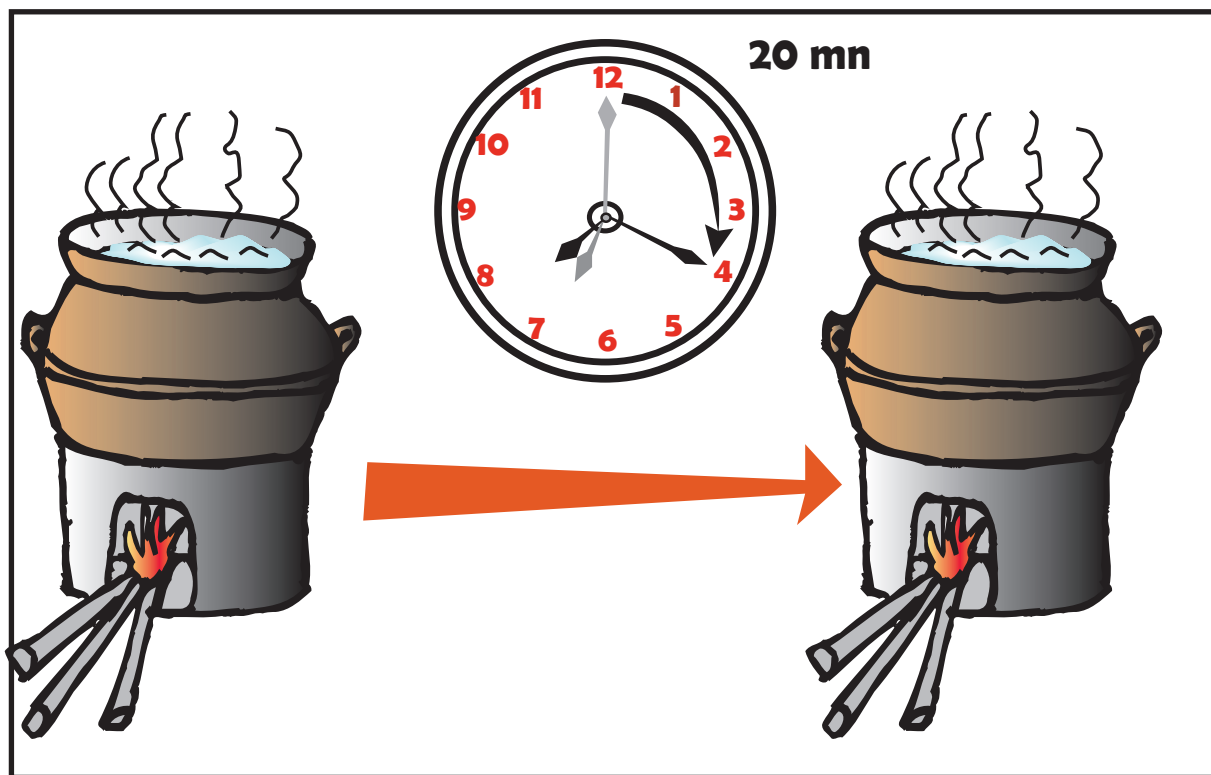

Q1: What do you see on these images?

Q2: What do you think about these images?

KEY MESSAGES TO REMEMBER

M1: Let's always transporting water in a tightly closed container and avoid adding trees leaves or other objects





Card 15: Drinking water treatment

QUESTIONS

Q1: What do you see on these images?

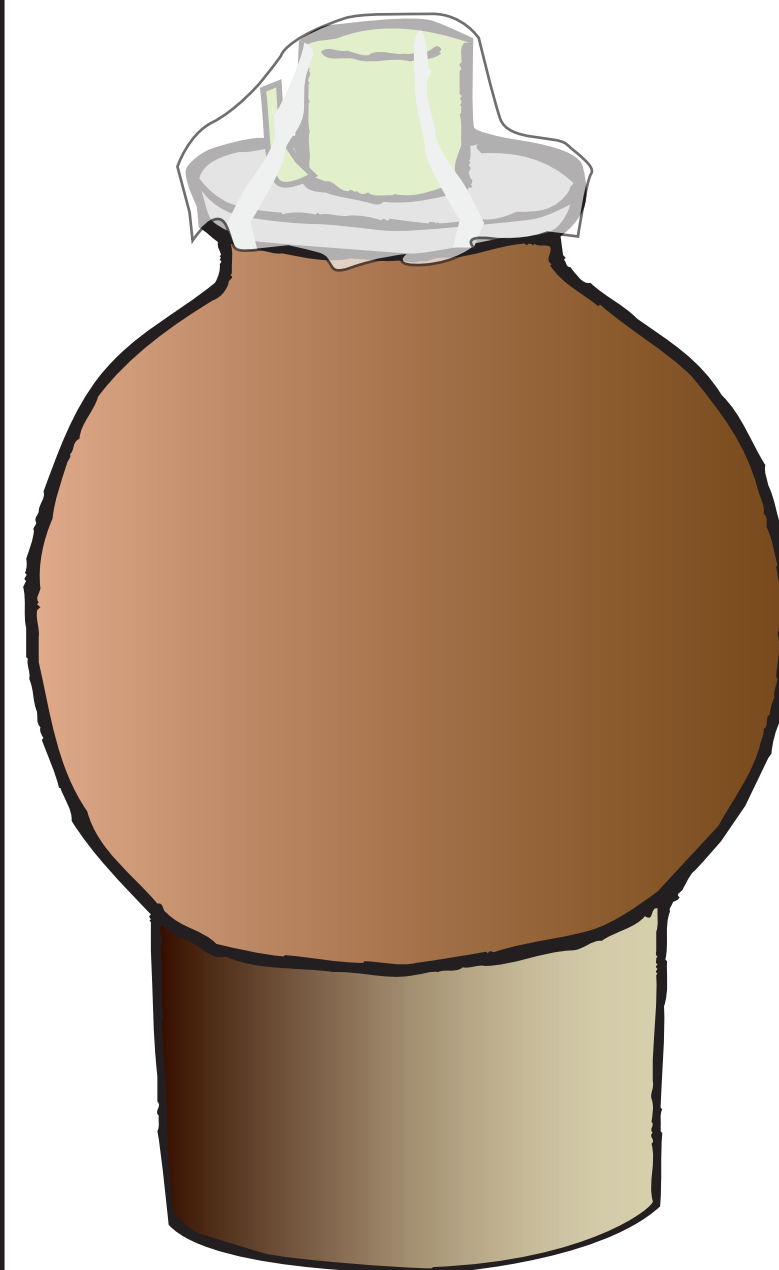

Q2: What do you think about these images?

KEY MESSAGES TO REMEMBER

When the water is from unreliable source (well, river, dam, ...), we have to:

M1: Filter drinking water with a sieve or piece of clean cloth and boil for at least 20 minutes

M2: Or filter and add a chlorine tablet.



Card 16: Drinking water storage

QUESTIONS

Q1: What do you see on these images?



Q2: What do you think about these images?

KEY MESSAGES TO REMEMBER

M1: Let's always store drinking water in a well-covered container far from animals' reach.

M2: Let's always store drinking water in a container easy to clean (wash)





Card 17: Drinking water use

QUESTIONS

Q1: What do you see on these images?

Q2: What do you think about these images?

KEY MESSAGES TO REMEMBER

M1: Let's always use a fixed cup to serve drinking water,

M2: Let's not drop the cup or the cover directly on the ground.

M3: Let's always use a cup different from the one used to drink water





Card 18: Food hygiene

QUESTIONS

Q1: What do you see on these images?

Q2: What do you think about these images?

KEY MESSAGES TO REMEMBER

M1: Let's always wash fruits and vegetables
before eating them raw

M2: Let's always serve food in a clean covered
container

M3: Let's not serve food directly on the ground



Card 19: Critical shoes wearing times

QUESTIONS

Q1: What do you see on these images?



Q2: What do you think about these images?

KEY MESSAGES TO REMEMBER

Let's always wear shoes

M1: While working in field

M2: When going to latrines



Card 20: Fixed hand washing device with soap in the household

QUESTIONS


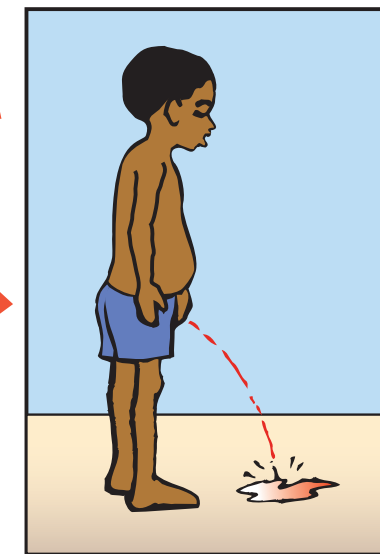





Q1: What do you see on these images?

Q2: What do you think about these images?

KEY MESSAGES TO REMEMBER

M1: Let's install and use a fixed handwashing device (Tippy Tap)
near the latrines and next to the cooking area (kitchen)





Card 21: Schistosomiasis transmission modes

QUESTIONS

Q1: What do you see on these images?

Q2: What do you think about these images?



KEY MESSAGES TO REMEMBER

M1: We contract schistosomiasis by

- staying (swimming) in an infected waterway
- fishing without taking precautions in an infected waterway
- doing laundry and washing dishes in an infected waterway
- working in infected rice field without protection

M2: Let's go to the health center in case of schistosomiasis signs





Card 22: Doing laundry

QUESTIONS



Q1: What do you see on these images?

Q2: What do you think about these images?

KEY MESSAGES TO REMEMBER

M1: Let's avoid doing laundry in open water source

M2: Let's set up a space in the household for laundry



Card 23: Swimming

QUESTIONS


Q1: What do you see on these images?

Q2: What do you think about these images?

KEY MESSAGES TO REMEMBER

M1: Let's not urinate / swim / wade / bath in
open water source

M2: Let's build and use latrines for our baths



Card 24: Fishing

QUESTIONS

Q1: What do you see on these images?


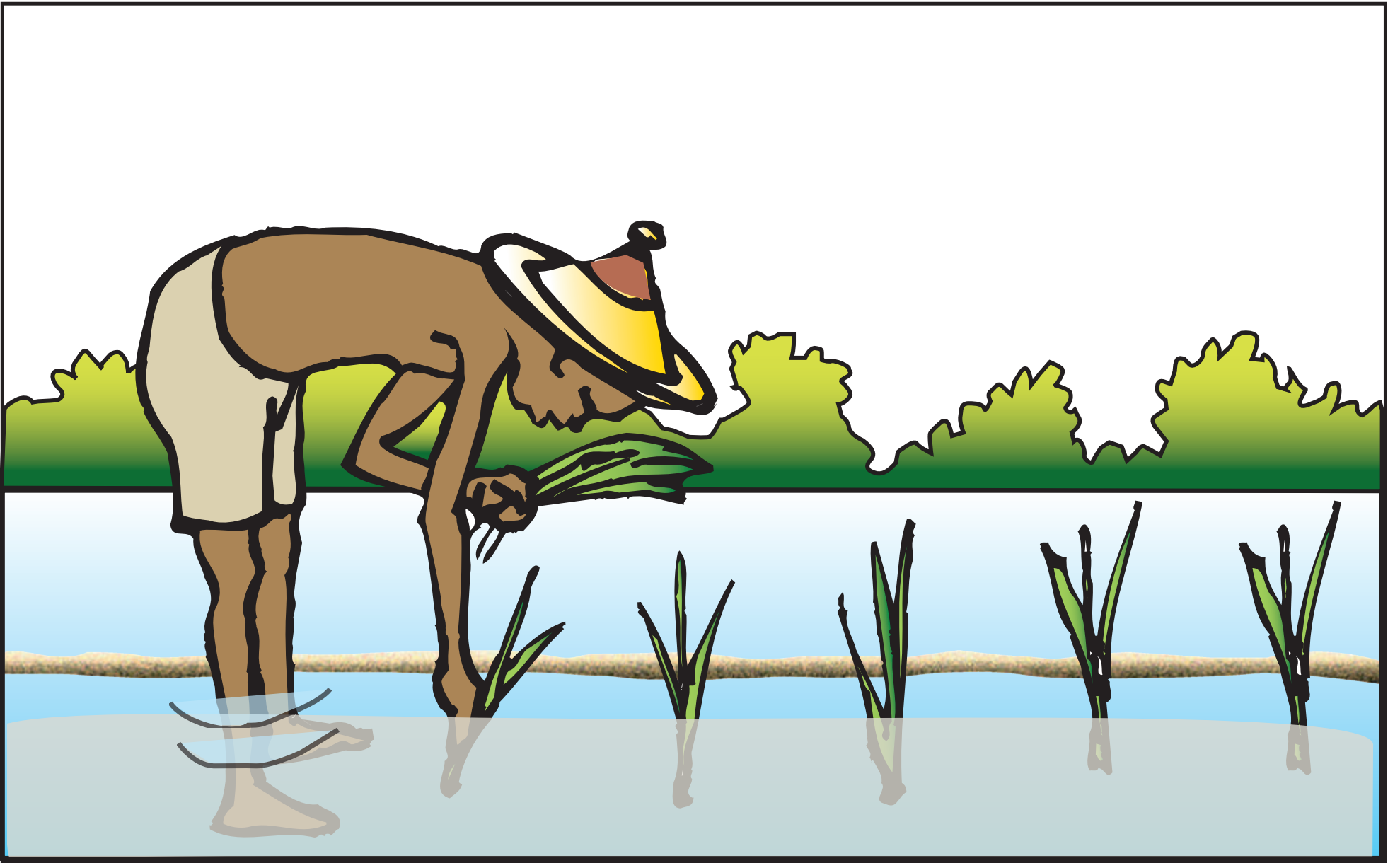
Q2: What do you think about these images?

KEY MESSAGES TO REMEMBER

M1: Let's not enter directly in water to fish

M2: Let's use a canoe for fishing or stay on the river edge

M3: Let's not work with bare feet in rice fields



Card 25: Farming

QUESTIONS







Q1: What do you see on these images?

Q2: What do you think about these images?

KEY MESSAGES TO REMEMBER

M1: Let's not work without protection in fields

M2: Let's always wear gloves and boots while working in swampy areas, rice fields



Card 26: Trachoma transmission modes

QUESTIONS

Q1: What do you see on these images?

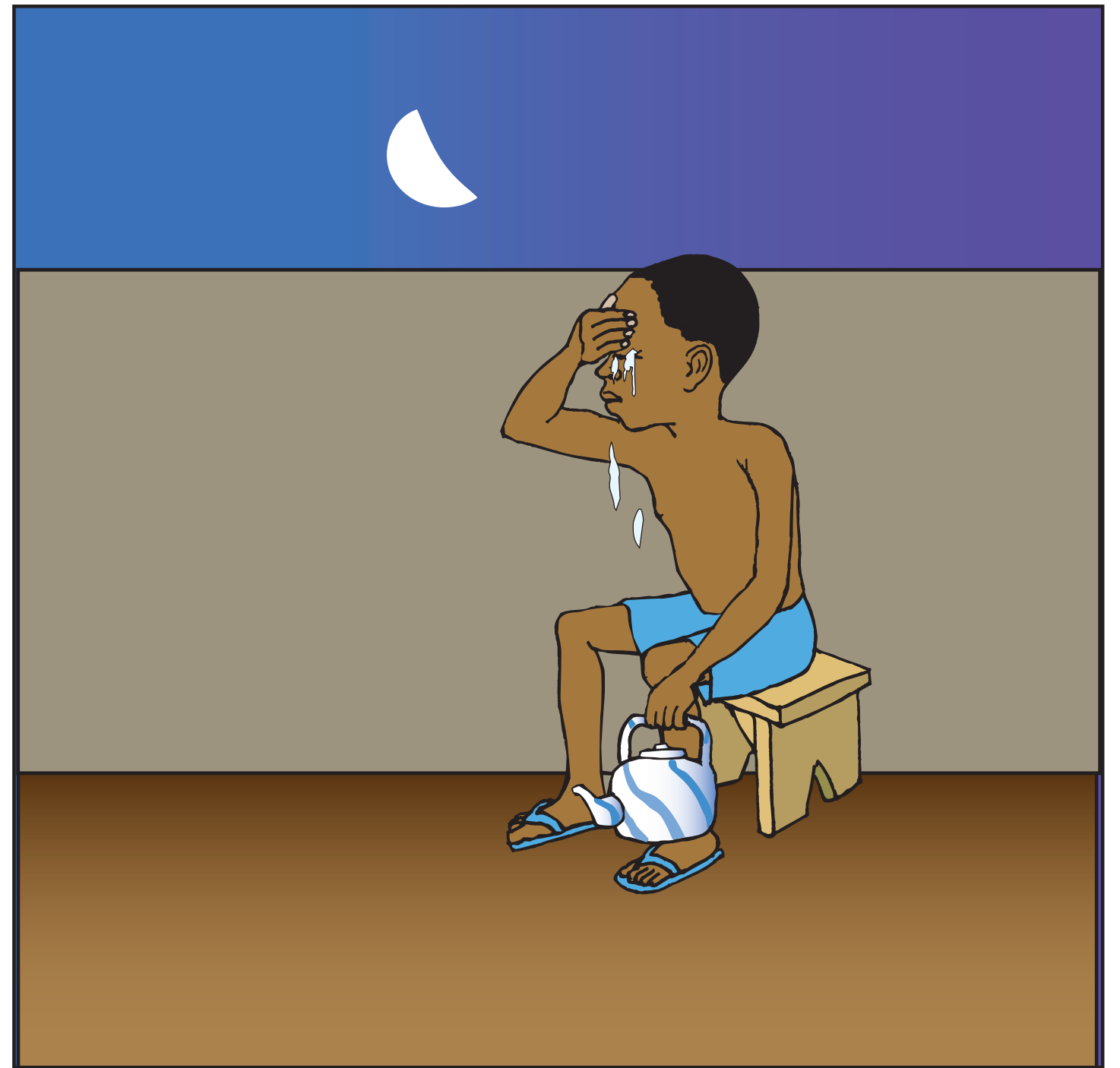
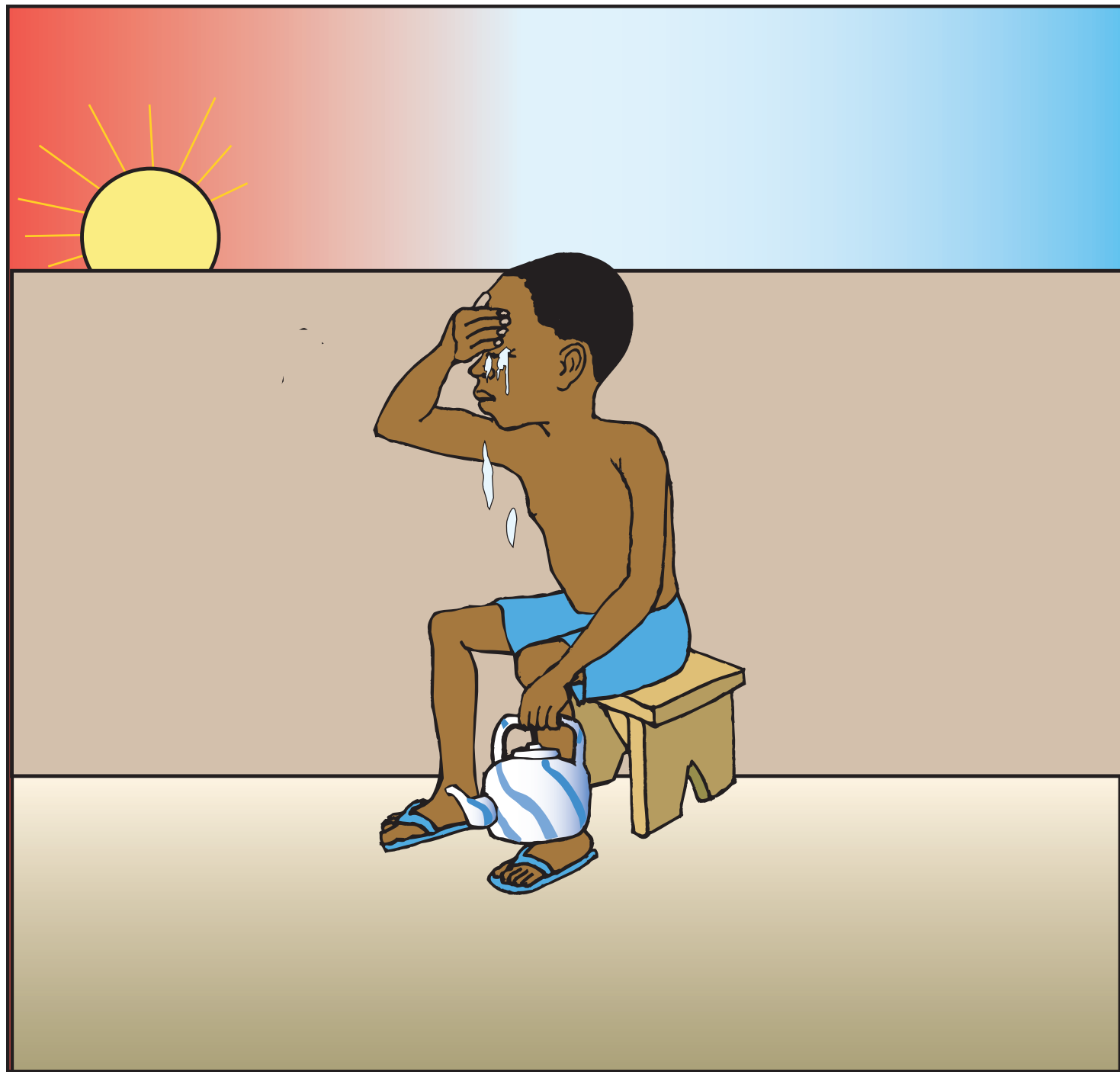
Q2: What do you think about these images?

KEY MESSAGES TO REMEMBER

M1: Trachoma can spread from a sick person to another by:

- Piece of cloth used to clean the face of a sick person
- Flies transporting eye secretions of a sick person to another healthy person
- Hands when we rub our eyes and we do not wash them.

M2: Let's always go to the health center in case of trachoma signs



Card 27: Face washing

QUESTIONS

Q1: What do you see on these images?

Q2: What do you think about these images?

KEY MESSAGES TO REMEMBER

To avoid trachoma:

M1: Let's wash children's faces at least two times a day

M2: Let's not share towels to clean children's faces

M3: Let's wash our hands at critical handwashing times

M4: Let's keep our living environment clean to avoid proliferation of flies

